



ASBK.COM.AU f t i y

Round 3 : Winton Motor Raceway : April 28 - 30

SUPERSPORT 300

Race 3

Date: 30/04/17
 Event: R14
 Weather: Mostly cloudy - 17.9C
 Track: Dry - Temp: 24.7C

Started at: 15:59:58
 Laps: 3
 Starters: 31
 Printed at: 23:05

PROVISIONAL CLASSIFICATION

Pos	No	Gr	Name	Class	Machine	Laps	Race Time	Behind	Fastest Lap	On Lap	Top Speed
1	44	C	Tom BRAMICH (VIC) / Ron Angel Classic Racing / Nolan Helmets / Forma Boots / Nelsigns	O300	Yamaha R3 321	3	4:47.613		1:34.008	3	159
2	37	J	Jack MAHAFFY (VIC) / JDS Moto / JTL Insurance / Eastern Security Doors / TellMe Fleet / Signpro	O300	Yamaha R3 321	3	4:47.629	.016	1:34.069	3	153
3	87	A	Zac LEVY (QLD) / Puma RV's / Hannay Lawyers / Levy Motorsports / Kabuto Helmets	O300	Yamaha R3 321	3	4:47.967	.354	1:33.753	3	160
4	33	J	Reid BATTYE (NSW) / DB Racing / IPONE / Ficeda Accessories / Shark Helmets / Falco / IXON	U300	Kawasaki EX 300	3	4:48.073	.460	1:34.126	2	160
5	71	J	Tommy EDWARDS (NSW) / Alpinestars / Yamaha Aust. / Repsol / Bell / Dunlop / Nautical Pools	O300	Yamaha R3 321	3	4:48.081	.468	1:34.296	2	154
6	39	J	Scott NICHOLSON (VIC) / NextGen Motorsports / G. Williams Motorcycle Engineering	U300	Kawasaki EX 300	3	4:48.295	.682	1:33.943	3	160
7	1	B	Brandon DEMMERY (NSW) / Deborah Motorsport / Erebus Academy / Yamaha / YRD / 2Thugs Customs	O300	Yamaha R3 321	3	4:48.513	.900	1:33.378	3	160
8	20		Hunter FORD (NSW) / O Fox / City Coast M-cycles / MV Agusta Parramatta / Earmold / RST	O300	Yamaha YZF-R3	3	4:48.718	1.105	1:33.990	2	159
9	42	C	Jack PASSFIELD (NSW) / Stay Upright / GASD Suspension / D Moto / Valley Fitness / Link Internl.	O300	Yamaha R3 321	3	4:49.446	1.833	1:34.093	3	159
10	23		Corey BRIFFA (NSW) / Alex Cudlin Motorsports / St. Phillip Christian College Cessnock / Eastcoast	O300	Yamaha R3 321	3	4:51.829	4.216	1:34.068	2	157
11	24	J	Ben BRAMICH (VIC) / Ron Angel Classic Racing / Nolan Helmets / Ricondi / Whinner M-cycles	O300	Yamaha R3 321	3	4:54.488	6.875	1:35.668	3	159
12	34		Boyd HOCKING (VIC) / DPH Motorsport Yamaha	O300	Yamaha R3 321	3	4:54.573	6.960	1:35.565	3	158
13	333	B	Yannis SHAW (NSW) / BCperformance Junior Team / LandscapeSupplies.com.au / IPONE	U300	Kawasaki EX 300	3	4:55.575	7.962	1:35.842	3	158
14	29	J	Billy VAN-EERDE (NSW) / KTM Australia / Chris Watson M-cycles / Voight Contracting	O300	KTM RC 390	3	5:02.206	14.593	1:36.527	2	159
15	21		Jarred BROOK (QLD) / KTM Australia / Link Internl. / Motul / Pirelli / Shoei Helmets / McLeod Access.	O300	KTM RC 390	3	5:02.649	15.036	1:38.362	3	154

Scott Laing
 Chief Time Keeper - Scott Laing

Tom Williams
 Clerk of Course - Tom Williams



Computime Race Timing Systems Pty Ltd © 1996
 Licensed to Computime Race Timing Systems

www.computime.com.au

COMPUTIME RACE TIMING SYSTEMS PTY LTD



ASBK.COM.AU f t i y

Round 3 : Winton Motor Raceway : April 28 - 30

SUPERSPORT 300

Race 3

Date: 30/04/17
 Event: R14
 Weather: Mostly cloudy - 17.9C
 Track: Dry - Temp: 24.7C

Started at: 15:59:58
 Laps: 3
 Starters: 31
 Printed at: 23:05

PROVISIONAL CLASSIFICATION

Pos	No	Gr	Name	Class	Machine	Laps	Race Time	Behind	Fastest Lap	On Lap	Top Speed
16	52	A	Ryan TAYLOR (VIC) / RTR / Ardem Homes / Pablos Motorcycle Tyres / Motul Pirelli / YRD	O300	Yamaha YZF-R3	3	5:03.177	15.564	1:38.584	2	155
17	93	B	Drew SELLS (VIC) / Race Center / Oilee Racing / Peter Stevens Motorcycles / Rubic	U300	Kawasaki EX 300	3	5:03.358	15.745	1:37.474	2	155
18	10	B	Callum O BRIEN (WA) / Clean Ride Racing	O300	KTM RC 390	3	5:08.069	20.456	1:40.063	2	157
19	65	C	Jonah SITA (WA) / Flashpoint Motosport	O300	Yamaha R3 321	3	5:08.723	21.110	1:39.513	3	152
20	53		John HENDERSON (VIC)	O300	Yamaha R3 321	3	5:09.566	21.953	1:40.104	3	152
21	337	C	Gregory FARRELL (NSW) / BCperformance / Landscapesupplies.com.au	U300	Kawasaki EX 300	3	5:09.719	22.106	1:39.065	2	154
22	15	J	Bronson Joel PICKETT (WA) / Steve's Motorcycle Midland / Pete's Harley Services WA / JW Moto Parts	U300	Kawasaki EX 300	3	5:17.165	29.552	1:39.921	3	157
23	51	C	Austin BARNES (VIC) / Enterprise Payroll	U300	Kawasaki EX 300	3	5:19.077	31.464	1:40.661	3	154
24	22	C	Keegan PICKERING (NSW) / Maroochydore Beach Motel / Earmold Australia / West Sliders	U300	Kawasaki EX 300	3	5:20.953	33.340	1:43.857	3	156
25	18	J	Nicholas CLAIR (VIC)	U300	Kawasaki EX 300	3	5:21.275	33.662	1:42.668	3	153
26	148	D	Nathan BOLAND (NSW)	U300	Kawasaki EX 300	3	5:21.282	33.669	1:43.487	3	155
27	520		Shelby TURNER (QLD) / Brisbane M-cycles / M-cycle Exhaust Professionals / Procycle Dyno	U300	Kawasaki EX 300	3	5:22.216	34.603	1:44.058	3	155
28	70	J	Troy RYAN (NSW) / Taree Motorcycles	O300	Yamaha R3 321	3	5:22.743	35.130	1:43.423	3	157
29	72		Sean JARVIS (VIC) / Stacker Motorcycles	U300	Kawasaki EX 300	3	5:22.893	35.280	1:43.828	3	151
30	152	D	Dan THOMAS (NSW) / LTR Honda / Inglis Plumbing / Marriott's Smash Repair / S'moto Armidale	O300	Yamaha R3 321	3	5:27.881	40.268	1:39.085	3	157
DNF	133	D	Grace POUTCH (VIC) / Phillip Island Off-Track Accommodation / SC Project Oceania	U300	Kawasaki EX 300	1	1:50.653	2 Laps	1:50.653	1	153


Fastest Lap was 1:33.378 by Brandon DEMMERY (NSW)

Current race lap record for SS300 class - 1:32.462 by Oliver BAYLISS (QLD) on a Kawasaki EX 300 set on 29/04/17

*** INITIAL RACE RED FLAGGED AFTER SOME (BUT NOT ALL) RIDERS HAD COMPLETED 5 LAPS. RESULTS BACK TO 4 LAPS. RE-STARTED RACE GRIDDED FROM RESULTS FROM LAP 4 FOR 3 LAPS (REDUCED FROM 4) ***

The results are provisional until the end of the time limit for protests and appeals.


 Chief Time Keeper - Scott Laing


 Clerk of Course - Tom Williams



Computime Race Timing Systems Pty Ltd © 1996
 Licensed to Computime Race Timing Systems

www.computime.com.au

COMPUTIME RACE TIMING SYSTEMS PTY LTD





ASBK.COM.AU f t i y

Round 3 : Winton Motor Raceway : April 28 - 30

SUPERSPORT 300

Race 3

Date: 30/04/17
 Event: R14
 Weather: Mostly cloudy - 17.9C
 Track: Dry - Temp: 24.7C

Started at: 15:59:58
 Laps: 3
 Starters: 31
 Printed at: 23:05


PROVISIONAL LAP TIMES

No	Name	Lap 1	Lap 2	Lap 3
1	Brandon DEMMERY (NSW)	1:41.596	1:33.539	1:33.378
10	Callum O BRIEN (WA)	1:47.127	1:40.063	1:40.879
15	Bronson Joel PICKETT (WA)	1:53.708	1:43.536	1:39.921
18	Nicholas CLAIR (VIC)	1:53.440	1:45.167	1:42.668
20	Hunter FORD (NSW)	1:40.505	1:33.990	1:34.223
21	Jarred BROOK (QLD)	1:45.576	1:38.711	1:38.362
22	Keegan PICKERING (NSW)	1:53.064	1:44.032	1:43.857
23	Corey BRIFFA (NSW)	1:42.823	1:34.068	1:34.938
24	Ben BRAMICH (VIC)	1:43.146	1:35.674	1:35.668
29	Billy VAN-EERDE (NSW)	1:47.940	1:36.527	1:37.739
33	Reid BATTYE (NSW)	1:39.625	1:34.126	1:34.322
34	Boyd HOCKING (VIC)	1:43.420	1:35.588	1:35.565
37	Jack MAHAFFY (VIC)	1:39.323	1:34.237	1:34.069
39	Scott NICHOLSON (VIC)	1:40.308	1:34.044	1:33.943
42	Jack PASSFIELD (NSW)	1:40.439	1:34.914	1:34.093
44	Tom BRAMICH (VIC)	1:39.411	1:34.194	1:34.008
51	Austin BARNES (VIC)	1:53.938	1:44.478	1:40.661
52	Ryan TAYLOR (VIC)	1:45.774	1:38.584	1:38.819
53	John HENDERSON (VIC)	1:49.287	1:40.175	1:40.104
65	Jonah SITA (WA)	1:48.778	1:40.432	1:39.513
70	Troy RYAN (NSW)	1:54.856	1:44.464	1:43.423
71	Tommy EDWARDS (NSW)	1:39.206	1:34.296	1:34.579
72	Sean JARVIS (VIC)	1:54.727	1:44.338	1:43.828
87	Zac LEVY (QLD)	1:39.891	1:34.323	1:33.753
93	Drew SELLS (VIC)	1:47.054	1:37.474	1:38.830
133	Grace POUTCH (VIC)	1:50.653		
148	Nathan BOLAND (NSW)	1:53.614	1:44.181	1:43.487
152	Dan THOMAS (NSW)	1:43.874	2:04.922	1:39.085
333	Yannis SHAW (NSW)	1:43.600	1:36.133	1:35.842
337	Gregory FARRELL (NSW)	1:50.716	1:39.065	1:39.938
520	Shelby TURNER (QLD)	1:53.051	1:45.107	1:44.058

*** INITIAL RACE RED FLAGGED AFTER SOME (BUT NOT ALL) RIDERS HAD COMPLETED 5 LAPS. RESULTS BACK TO 4 LAPS. RE-STARTED RACE GRIDDED FROM RESULTS FROM LAP 4 FOR 3 LAPS (REDUCED FROM 4) ***

The results are provisional until the end of the time limit for protests and appeals.


 Chief Time Keeper - Scott Laing


 Clerk of Course - Tom Williams



Computime Race Timing Systems Pty Ltd © 1996
 Licensed to Computime Race Timing Systems

www.computime.com.au

COMPUTIME RACE TIMING SYSTEMS PTY LTD





ASBK.COM.AU f t i y

Round 3 : Winton Motor Raceway : April 28 - 30

SUPERSPORT 300

Race 3

Date: 30/04/17
 Event: R14
 Weather: Mostly cloudy - 17.9C
 Track: Dry - Temp: 24.7C

Started at: 15:59:58
 Laps: 3
 Starters: 31
 Printed at: 23:05

PROVISIONAL SPLIT TIMES

Lap	Split 1	Split 2	Split 3	Split 4	Lap Time	Spd	Lap	Split 1	Split 2	Split 3	Split 4	Lap Time	Spd
1 Brandon DEMMERY (NSW) (7th)							24 Ben BRAMICH (VIC) (11th)						
1	19.632	16.248	33.339	32.377	1:41.596	75	1	19.788	16.422	33.985	32.951	1:43.146	82
2	13.320	15.738	32.460	32.021	1:33.539	157	2	13.545	16.003	33.385	32.741	1:35.674	159
3	13.203	15.730	32.585	31.860	1:33.378	160	3	13.516	16.098	33.468	32.586	1:35.668	157
10 Callum O BRIEN (WA) (18th)							29 Billy VAN-EERDE (NSW) (14th)						
1	21.199	17.046	35.673	33.209	1:47.127	98	1	22.415	17.356	35.125	33.044	1:47.940	91
2	14.243	16.755	35.480	33.585	1:40.063	157	2	13.561	16.233	34.150	32.583	1:36.527	158
3	14.164	17.046	35.823	33.846	1:40.879	155	3	13.912	16.366	34.434	33.027	1:37.739	159
15 Bronson Joel PICKETT (WA) (22th)							33 Reid BATTYE (NSW) (4th)						
1	23.564	17.618	37.087	35.439	1:53.708	91	1	18.542	15.690	32.837	32.556	1:39.625	71
2	15.478	17.085	36.164	34.809	1:43.536	157	2	13.471	15.711	33.194	31.750	1:34.126	160
3	14.280	16.610	34.781	34.250	1:39.921	154	3	13.458	15.629	32.973	32.262	1:34.322	160
18 Nicholas CLAIR (VIC) (25th)							34 Boyd HOCKING (VIC) (12th)						
1	23.273	17.803	37.190	35.174	1:53.440	99	1	20.302	16.640	33.751	32.727	1:43.420	84
2	15.137	17.651	37.141	35.238	1:45.167	151	2	13.563	16.224	33.327	32.474	1:35.588	156
3	14.543	17.428	35.884	34.813	1:42.668	153	3	13.542	16.116	33.568	32.339	1:35.565	158
20 Hunter FORD (NSW) (8th)							37 Jack MAHAFFY (VIC) (2nd)						
1	19.715	16.025	32.619	32.146	1:40.505	75	1	18.285	15.821	32.667	32.550	1:39.323	46
2	13.391	15.650	33.063	31.886	1:33.990	159	2	13.530	15.860	32.851	31.996	1:34.237	148
3	13.172	15.738	33.360	31.953	1:34.223	158	3	13.523	15.603	32.356	32.587	1:34.069	153
21 Jarred BROOK (QLD) (15th)							39 Scott NICHOLSON (VIC) (6th)						
1	20.761	16.835	34.545	33.435	1:45.576	94	1	19.239	15.691	32.599	32.779	1:40.308	65
2	13.821	16.717	34.582	33.591	1:38.711	154	2	13.218	15.664	32.961	32.201	1:34.044	156
3	14.450	16.569	34.464	32.879	1:38.362	154	3	13.198	15.736	33.040	31.969	1:33.943	160
22 Keegan PICKERING (NSW) (24th)							42 Jack PASSFIELD (NSW) (9th)						
1	22.801	17.856	36.964	35.443	1:53.064	109	1	19.425	15.892	32.782	32.340	1:40.439	79
2	14.816	17.312	37.016	34.888	1:44.032	156	2	13.365	15.949	33.175	32.425	1:34.914	159
3	14.969	17.256	36.430	35.202	1:43.857	155	3	13.282	15.705	32.671	32.435	1:34.093	158
23 Corey BRIFFA (NSW) (10th)							44 Tom BRAMICH (VIC) (1st)						
1	20.175	16.206	33.494	32.948	1:42.823	85	1	18.663	15.694	32.963	32.091	1:39.411	61
2	13.339	15.610	32.874	32.245	1:34.068	155	2	13.273	15.948	33.192	31.781	1:34.194	159
3	13.299	15.726	33.185	32.728	1:34.938	157	3	13.378	15.608	32.958	32.064	1:34.008	159

Scott Laing
 Chief Time Keeper - Scott Laing

Tom Williams
 Clerk of Course - Tom Williams



Computime Race Timing Systems Pty Ltd © 1996
 Licensed to Computime Race Timing Systems

www.computime.com.au

COMPUTIME RACE TIMING SYSTEMS PTY LTD



ASBK.COM.AU f t i y

Round 3 : Winton Motor Raceway : April 28 - 30

SUPERSPORT 300

Race 3

Date: 30/04/17
 Event: R14
 Weather: Mostly cloudy - 17.9C
 Track: Dry - Temp: 24.7C


Started at: 15:59:58
 Laps: 3
 Starters: 31
 Printed at: 23:05


PROVISIONAL SPLIT TIMES

Lap	Split 1	Split 2	Split 3	Split 4	Lap Time	Spd	Lap	Split 1	Split 2	Split 3	Split 4	Lap Time	Spd
51 Austin BARNES (VIC) (23th)							3	13.185	15.682	32.921	31.965	1:33.753	160
1	23.770	18.109	36.557	35.502	1:53.938	99							
2	15.276	17.141	36.983	35.078	1:44.478	154							
3	14.531	16.564	35.160	34.406	1:40.661	149							
52 Ryan TAYLOR (VIC) (16th)							93 Drew SELLS (VIC) (17th)						
1	21.032	16.711	34.671	33.360	1:45.774	90	1	21.364	17.099	35.019	33.572	1:47.054	92
2	13.751	16.683	34.532	33.618	1:38.584	154	2	13.804	16.281	33.945	33.444	1:37.474	151
3	14.416	16.784	34.502	33.117	1:38.819	155	3	14.277	16.611	34.599	33.343	1:38.830	155
53 John HENDERSON (VIC) (20th)							133 Grace POUTCH (VIC) (DNF)						
1	21.892	17.321	36.188	33.886	1:49.287	97	1	23.042	17.934	35.306	34.371	1:50.653	98
2	14.243	16.729	35.021	34.182	1:40.175	151							
3	14.063	16.542	35.524	33.975	1:40.104	152							
65 Jonah SITA (WA) (19th)							148 Nathan BOLAND (NSW) (26th)						
1	21.619	17.294	35.744	34.121	1:48.778	103	1	23.559	18.070	36.799	35.186	1:53.614	102
2	14.028	16.724	35.513	34.167	1:40.432	152	2	15.011	17.201	36.937	35.032	1:44.181	155
3	14.094	16.581	35.030	33.808	1:39.513	151	3	14.550	17.174	36.674	35.089	1:43.487	151
70 Troy RYAN (NSW) (28th)							152 Dan THOMAS (NSW) (30th)						
1	23.997	18.744	37.048	35.067	1:54.856	111	1	20.602	16.509	33.754	33.009	1:43.874	90
2	14.812	17.977	36.869	34.806	1:44.464	157	2	13.522	15.987	1:00.785	34.628	2:04.922	157
3	14.633	17.375	36.636	34.779	1:43.423	156	3	14.286	16.409	34.776	33.614	1:39.085	147
71 Tommy EDWARDS (NSW) (5th)							333 Yannis SHAW (NSW) (13th)						
1	18.127	15.887	32.833	32.359	1:39.206	60	1	20.009	16.399	34.129	33.063	1:43.600	84
2	13.575	15.800	32.764	32.157	1:34.296	149	2	13.403	15.999	34.042	32.689	1:36.133	158
3	13.338	15.724	32.879	32.638	1:34.579	154	3	13.162	15.978	33.932	32.770	1:35.842	155
72 Sean JARVIS (VIC) (29th)							337 Gregory FARRELL (NSW) (21th)						
1	23.928	18.261	37.096	35.442	1:54.727	104	1	22.667	17.842	35.692	34.515	1:50.716	95
2	14.948	17.726	36.717	34.947	1:44.338	149	2	14.155	16.661	34.887	33.362	1:39.065	151
3	14.517	17.208	37.028	35.075	1:43.828	151	3	13.985	16.634	35.490	33.829	1:39.938	154
87 Zac LEVY (QLD) (3rd)							520 Shelby TURNER (QLD) (27th)						
1	18.871	15.916	33.125	31.979	1:39.891	72	1	22.144	18.145	37.163	35.599	1:53.051	107
2	13.334	15.793	33.383	31.813	1:34.323	160	2	15.372	17.597	36.901	35.237	1:45.107	153
							3	14.735	17.504	36.937	34.882	1:44.058	155

*** INITIAL RACE RED FLAGGED AFTER SOME (BUT NOT ALL) RIDERS HAD COMPLETED 5 LAPS. RESULTS BACK TO 4 LAPS. RE-STARTED RACE GRIDDED FROM RESULTS FROM LAP 4 FOR 3 LAPS (REDUCED FROM 4) ***

The results are provisional until the end of the time limit for protests and appeals.


 Chief Time Keeper - Spott Laing


 Clerk of Course - Tom Williams



Computime Race Timing Systems Pty Ltd © 1996
 Licensed to Computime Race Timing Systems

www.computime.com.au

COMPUTIME RACE TIMING SYSTEMS PTY LTD





ASBK.COM.AU f t i y

Round 3 : Winton Motor Raceway : April 28 - 30

SUPERSPORT 300

Race 3

Date: 30/04/17
 Event: R14
 Weather: Mostly cloudy - 17.9C
 Track: Dry - Temp: 24.7C

Started at: 15:59:58
 Laps: 3
 Starters: 31
 Printed at: 23:05

PROVISIONAL FASTEST LAPS SEQUENCE

Lap	Race Pos	No	Name	Machine	Fastest Lap	On Lap
1	1	71	Tommy EDWARDS (NSW)	Yamaha R3 321	1:39.206	1
2	1	71	Tommy EDWARDS (NSW)	Yamaha R3 321	1:34.296	2
2	2	37	Jack MAHAFFY (VIC)	Yamaha R3 321	1:34.237	2
2	3	44	Tom BRAMICH (VIC)	Yamaha R3 321	1:34.194	2
2	4	33	Reid BATTYE (NSW)	Kawasaki EX 300	1:34.126	2
2	6	39	Scott NICHOLSON (VIC)	Kawasaki EX 300	1:34.044	2
2	7	20	Hunter FORD (NSW)	Yamaha YZF-R3	1:33.990	2
2	8	1	Brandon DEMMERY (NSW)	Yamaha R3 321	1:33.539	2
3	7	1	Brandon DEMMERY (NSW)	Yamaha R3 321	1:33.378	3

*** INITIAL RACE RED FLAGGED AFTER SOME (BUT NOT ALL) RIDERS HAD COMPLETED 5 LAPS. RESULTS BACK TO 4 LAPS. RE-STARTED RACE GRIDDED FROM RESULTS FROM LAP 4 FOR 3 LAPS (REDUCED FROM 4) ***

The results are provisional until the end of the time limit for protests and appeals.

Scott Laing
 Chief Time Keeper - Scott Laing

Tom Williams
 Clerk of Course - Tom Williams



Computime Race Timing Systems Pty Ltd © 1996
 Licensed to Computime Race Timing Systems

www.computime.com.au

COMPUTIME RACE TIMING SYSTEMS PTY LTD



ASBK.COM.AU f t i y

Round 3 : Winton Motor Raceway : April 28 - 30

SUPERSPORT 300

Race 3

Date: 30/04/17
 Event: R14
 Weather: Mostly cloudy - 17.9C
 Track: Dry - Temp: 24.7C

Started at: 15:59:58
 Laps: 3
 Starters: 31
 Printed at: 23:05

PROVISIONAL LAP SHEET

No	Lap Time	Gap	No	Lap Time	Gap	No	Lap Time	Gap	No	Lap Time	Gap
Lap 1			15	1:53.708	14.502	148	1:44.181	24.293	337	1:39.938	22.106
71	1:39.206		51	1:53.938	14.732	520	1:45.107	24.656	15	1:39.921	29.552
37	1:39.323	.117	72	1:54.727	15.521	51	1:44.478	24.914	51	1:40.661	31.464
44	1:39.411	.205	70	1:54.856	15.650	18	1:45.167	25.105	22	1:43.857	33.340
33	1:39.625	.419	Lap 2			72	1:44.338	25.563	18	1:42.668	33.662
87	1:39.891	.685	71	1:34.296		70	1:44.464	25.818	148	1:43.487	33.669
39	1:40.308	1.102	37	1:34.237	.058	152	2:04.922	35.294	520	1:44.058	34.603
42	1:40.439	1.233	44	1:34.194	.103	Lap 3			70	1:43.423	35.130
20	1:40.505	1.299	33	1:34.126	.249	44	1:34.008		72	1:43.828	35.280
1	1:41.596	2.390	87	1:34.323	.712	37	1:34.069	.016	152	1:39.085	40.268
23	1:42.823	3.617	39	1:34.044	.850	87	1:33.753	.354			
24	1:43.146	3.940	20	1:33.990	.993	33	1:34.322	.460			
34	1:43.420	4.214	1	1:33.539	1.633	71	1:34.579	.468			
333	1:43.600	4.394	42	1:34.914	1.851	39	1:33.943	.682			
152	1:43.874	4.668	23	1:34.068	3.389	1	1:33.378	.900			
21	1:45.576	6.370	24	1:35.674	5.318	20	1:34.223	1.105			
52	1:45.774	6.568	34	1:35.588	5.506	42	1:34.093	1.833			
93	1:47.054	7.848	333	1:36.133	6.231	23	1:34.938	4.216			
10	1:47.127	7.921	21	1:38.711	10.785	24	1:35.668	6.875			
29	1:47.940	8.734	52	1:38.584	10.856	34	1:35.565	6.960			
65	1:48.778	9.572	29	1:36.527	10.965	333	1:35.842	7.962			
53	1:49.287	10.081	93	1:37.474	11.026	29	1:37.739	14.593			
133	1:50.653	11.447	10	1:40.063	13.688	21	1:38.362	15.036			
337	1:50.716	11.510	65	1:40.432	15.708	52	1:38.819	15.564			
520	1:53.051	13.845	53	1:40.175	15.960	93	1:38.830	15.745			
22	1:53.064	13.858	337	1:39.065	16.279	10	1:40.879	20.456			
18	1:53.440	14.234	22	1:44.032	23.594	65	1:39.513	21.110			
148	1:53.614	14.408	15	1:43.536	23.742	53	1:40.104	21.953			

*** INITIAL RACE RED FLAGGED AFTER SOME (BUT NOT ALL) RIDERS HAD COMPLETED 5 LAPS. RESULTS BACK TO 4 LAPS. RE-STARTED RACE GRIDDED FROM RESULTS FROM LAP 4 FOR 3 LAPS (REDUCED FROM 4) ***

The results are provisional until the end of the time limit for protests and appeals.

Scott Laing
 Chief Time Keeper - Scott Laing

Tom Williams
 Clerk of Course - Tom Williams



Computime Race Timing Systems Pty Ltd © 1996
 Licensed to Computime Race Timing Systems

www.computime.com.au

COMPUTIME RACE TIMING SYSTEMS PTY LTD



ASBK.COM.AU f t i y

Round 3 : Winton Motor Raceway : April 28 - 30

SUPERSPORT 300

Race 3

Date: 30/04/17
 Event: R14
 Weather: Mostly cloudy - 17.9C
 Track: Dry - Temp: 24.7C

Started at: 15:59:58
 Laps: 3
 Starters: 31
 Printed at: 23:05

PROVISIONAL LAP CHART

Grid	1	2	3
37	71	71	44
71	37	37	37
44	44	44	87
39	33	33	33
33	87	87	71
87	39	39	39
20	42	20	1
1	20	1	20
42	1	42	42
24	23	23	23
23	24	24	24
333	34	34	34
34	333	333	333
29	152	21	29
152	21	52	21
52	52	29	52
21	93	93	93
93	10	10	10
10	29	65	65
15	65	53	53
53	53	337	337
337	133	22	15
133	337	15	51
65	520	148	22
51	22	520	18
18	18	51	148
520	148	18	520
22	15	72	70
70	51	70	72
72	72	152	152
148	70		

*** INITIAL RACE RED FLAGGED AFTER SOME (BUT NOT ALL) RIDERS HAD COMPLETED 5 LAPS. RESULTS BACK TO 4 LAPS. RE-STARTED RACE GRIDDED FROM RESULTS FROM LAP 4 FOR 3 LAPS (REDUCED FROM 4) ***

The results are provisional until the end of the time limit for protests and appeals.

Scott Laing
 Chief Time Keeper - Scott Laing

Tom Williams
 Clerk of Course - Tom Williams



Computime Race Timing Systems Pty Ltd © 1996
 Licensed to Computime Race Timing Systems

www.computime.com.au

COMPUTIME RACE TIMING SYSTEMS PTY LTD



ASBK.COM.AU f t i y

Round 3 : Winton Motor Raceway : April 28 - 30

SUPERSPORT 300 PROVISIONAL ROUND POINTS

HI-TEC BATTERIES AUSTRALIAN SUPERSPORT 300 CHAMPIONSHIP - OVER 300cc

Pos	Name	Rnd 3 Pole	Rnd 3 Race 1	Rnd 3 Race 2	Rnd 3 Race 3	Total
1	Tom BRAMICH (VIC)	0	18	9	25	52
2	Jack MAHAFFY (VIC)	0	25	0	20	45
3	Brandon DEMMERY (NSW)	0	16	7	16	39
4	Tommy EDWARDS (NSW)	0	13	8.5	17	38.5
5	Ben BRAMICH (VIC)	0	15	7.5	12	34.5
6	Boyd HOCKING (VIC)	0	14	5.5	11	30.5
7	Corey BRIFFA (NSW)	0	17	0	13	30
8	Zac LEVY (QLD)	0	0	10	18	28
9	Ryan TAYLOR (VIC)	0	12	5	8	25
10	Hunter FORD (NSW)	0	0	8	15	23
11	Callum O BRIEN (WA)	0	11	3	7	21
12	Ty LYNCH (SA)	0	20	0	0	20
13	Dan THOMAS (NSW)	0	10	6	3	19
14	Jonah SITA (WA)	0	8	4	6	18
15	Billy VAN-EERDE (NSW)	0	0	6.5	10	16.5
16	Troy RYAN (NSW)	0	9	3.5	4	16.5
17	Jack PASSFIELD (NSW)	0	0	0	14	14
18	Jarred BROOK (QLD)	0	0	4.5	9	13.5
19	Max CROKER (NSW)	0	0	12.5	0	12.5
20	John HENDERSON (VIC)	0	0	0	5	5

HI-TEC BATTERIES AUSTRALIAN SUPERSPORT 300 CHAMPIONSHIP - UP TO 300cc

Pos	Name	Rnd 3 Pole	Rnd 3 Race 1	Rnd 3 Race 2	Rnd 3 Race 3	Total
1	Reid BATTYE (NSW)	0	20	12.5	25	57.5
2	Scott NICHOLSON (VIC)	0	25	10	20	55
3	Yannis SHAW (NSW)	0	18	9	18	45
4	Drew SELLS (VIC)	0	17	8.5	17	42.5
5	Gregory FARRELL (NSW)	0	14	8	16	38
6	Bronson Joel PICKETT (WA)	0	15	7.5	15	37.5
7	Austin BARNES (VIC)	0	13	7	14	34
8	Nicholas CLAIR (VIC)	0	11	5.5	12	28.5
9	Nathan BOLAND (NSW)	0	12	4.5	11	27.5
10	Keegan PICKERING (NSW)	0	8	6	13	27
11	Shelby TURNER (QLD)	0	9	6.5	10	25.5
12	Sean JARVIS (VIC)	0	10	5	9	24
13	Grace POUTCH (VIC)	0	16	0	0	16
14	Oliver BAYLISS (QLD)	1	0	0	0	1

Scott Laing
Chief Time Keeper - Scott Laing

Tom Williams
Clerk of Course - Tom Williams



Computime Race Timing Systems Pty Ltd © 1996
Licensed to Computime Race Timing Systems

www.computime.com.au

COMPUTIME RACE TIMING SYSTEMS PTY LTD





ASBK.COM.AU f t i y

Round 3 : Winton Motor Raceway : April 28 - 30

SUPERSPORT 300 PROVISIONAL SERIES POINTS

HI-TEC BATTERIES AUSTRALIAN SUPERSPORT 300 CHAMPIONSHIP - OVER 300cc

Pos	Name	Rnd 1 WSBK	Rnd 2 W/fld	Rnd 3 Pole	Rnd 3 Race 1	Rnd 3 Race 2	Rnd 3 Race 3	Total
1	Tom BRAMICH (VIC)	42	37.5	0	18	9	25	131.5
2	Brandon DEMMERY (NSW)	49	40	0	16	7	16	128
3	Zac LEVY (QLD)	50	41	0	0	10	18	119
4	Jack MAHAFFY (VIC)	20	49	0	25	0	20	114
5	Billy VAN-EERDE (NSW)	42	53.5	0	0	6.5	10	112
6	Corey BRIFFA (NSW)	44	30.5	0	17	0	13	104.5
7	Hunter FORD (NSW)	40	36.5	0	0	8	15	99.5
8	Ben BRAMICH (VIC)	42	22	0	15	7.5	12	98.5
9	Ty LYNCH (SA)	40	36	0	20	0	0	96
10	Jack PASSFIELD (NSW)	47	33	0	0	0	14	94
11	Tommy EDWARDS (NSW)	0	40.5	0	13	8.5	17	79
12	Max CROKER (NSW)	49	17	0	0	12.5	0	78.5
13	Boyd HOCKING (VIC)	16	19.5	0	14	5.5	11	66
14	Jarred BROOK (QLD)	32	20	0	0	4.5	9	65.5
15	Ryan TAYLOR (VIC)	32	0	0	12	5	8	57
16	Callum O BRIEN (WA)	0	16.5	0	11	3	7	37.5
17	Jonah SITA (WA)	7	10.5	0	8	4	6	35.5
18	Dan THOMAS (NSW)	0	16	0	10	6	3	35
19	Troy RYAN (NSW)	0	0	0	9	3.5	4	16.5
20	Chris DOBIE (NSW)	0	8	0	0	0	0	8
21	John HENDERSON (VIC)	0	0	0	0	0	5	5

HI-TEC BATTERIES AUSTRALIAN SUPERSPORT 300 CHAMPIONSHIP - UP TO 300cc

Pos	Name	Rnd 1 WSBK	Rnd 2 W/fld	Rnd 3 Pole	Rnd 3 Race 1	Rnd 3 Race 2	Rnd 3 Race 3	Total
1	Reid BATTYE (NSW)	65	62.5	0	20	12.5	25	185
2	Scott NICHOLSON (VIC)	51	43	0	25	10	20	149
3	Yannis SHAW (NSW)	42	42	0	18	9	18	129
4	Drew SELLS (VIC)	52	28.5	0	17	8.5	17	123
5	Bronson Joel PICKETT (WA)	24	33	0	15	7.5	15	94.5
6	Oliver BAYLISS (QLD)	43	48	1	0	0	0	92
7	Laura BROWN (NSW)	48	31	0	0	0	0	79
8	Gregory FARRELL (NSW)	0	34	0	14	8	16	72
9	Tom EDWARDS (NSW)	70	0	0	0	0	0	70
10	Keegan PICKERING (NSW)	14	22	0	8	6	13	63
11	Nathan BOLAND (NSW)	0	31.5	0	12	4.5	11	59
12	Grace POUTCH (VIC)	21	20.5	0	16	0	0	57.5
13	Austin BARNES (VIC)	3	20	0	13	7	14	57
14	Shelby TURNER (QLD)	3	25.5	0	9	6.5	10	54

Scott Laing
Chief Time Keeper - Scott Laing

Tom Williams
Clerk of Course - Tom Williams



Computime Race Timing Systems Pty Ltd © 1996
Licensed to Computime Race Timing Systems

www.computime.com.au

COMPUTIME RACE TIMING SYSTEMS PTY LTD





ASBK.COM.AU f t i y

Round 3 : Winton Motor Raceway : April 28 - 30

SUPERSPORT 300

PROVISIONAL SERIES POINTS

HI-TEC BATTERIES AUSTRALIAN SUPERSPORT 300 CHAMPIONSHIP - UP TO 300cc

Pos	Name	Rnd 1	Rnd 2	Rnd 3	Rnd 3	Rnd 3	Rnd 3	Total
		WSBK	W/fld	Pole	Race 1	Race 2	Race 3	
15	Zackary JOHNSON (VIC)	41	0	0	0	0	0	41
16	Luke SANDERS (VIC)	23	15	0	0	0	0	38
17	Tyler FERRARI (VIC)	36	0	0	0	0	0	36
18	Nicholas CLAIR (VIC)	6	0	0	11	5.5	12	34.5
19	Lewis WRIGHT (QLD)	31	0	0	0	0	0	31
20	Ashley ARMITT (NSW)	8	21.5	0	0	0	0	29.5
21	Locky TAYLOR (QLD)	25	0	0	0	0	0	25
22	Sean JARVIS (VIC)	0	0	0	10	5	9	24
23	Mark FERRARI (VIC)	23	0	0	0	0	0	23
24	Scott CHAPMAN (NSW)	0	21.5	0	0	0	0	21.5
25	Peter NERLICH (VIC)	16	0	0	0	0	0	16
26	Mark ROGERS (QLD)	3	0	0	0	0	0	3

Scott Laing
 Chief Time Keeper - Scott Laing

Tom Williams
 Clerk of Course - Tom Williams



Computime Race Timing Systems Pty Ltd © 1996
 Licensed to Computime Race Timing Systems

www.computime.com.au

COMPUTIME RACE TIMING SYSTEMS PTY LTD